


Products 4 Profits on Ebay



by Robert Eaton

In this e-book I will show you 5 different and effective ways to obtain profitable products to sell on ebay. I am going to show you exactly where and how to get them.

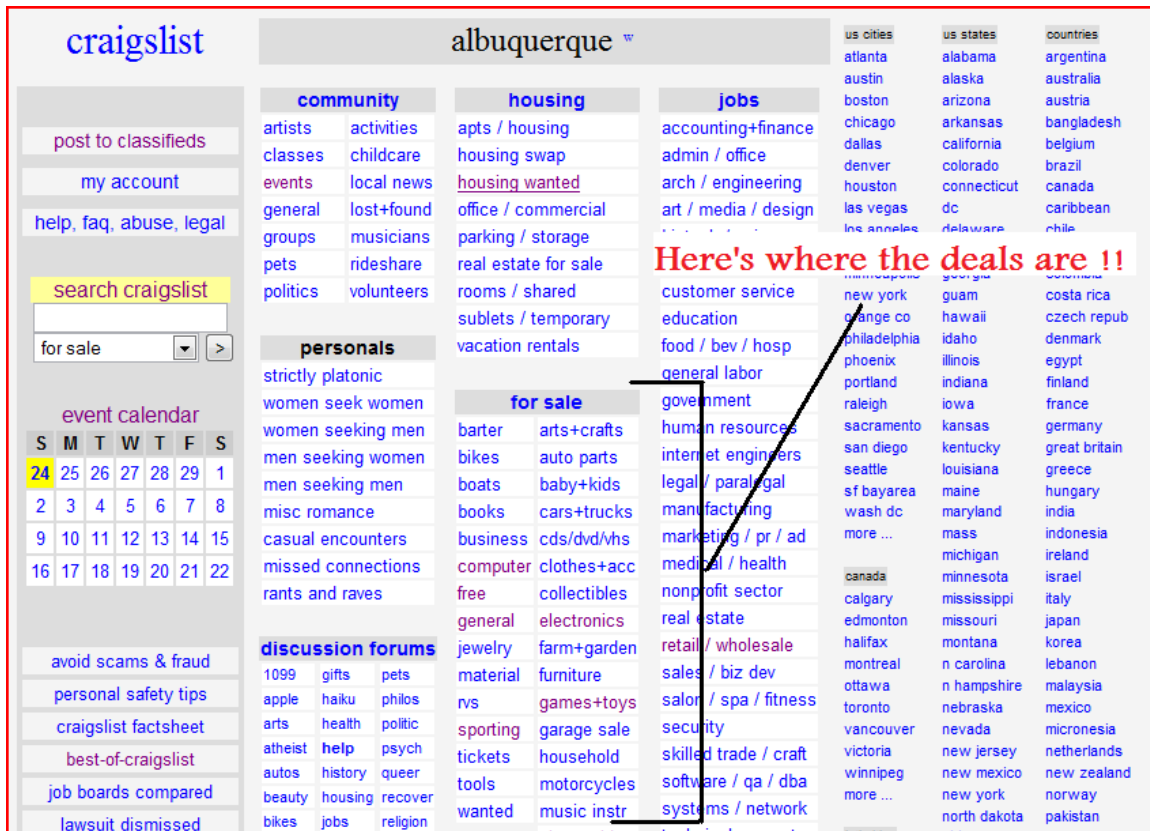
So Let's Get Started !

Robert's Profit System

1. How to Make Profit Using [Craigslist.org](#)
2. How to Make Profit Buying [Storage Lockers](#)
3. How to Make Profit [Selling Event Tickets](#)
4. How to Make profit with [Freelunchroom.com](#)
5. How to Make Profit With [Consignment](#)
6. Use [Ebay to Buy Product!](#) (Bonus Profit Maker)

How To Make Profit Using Craigslist.org

This is a great technique that I have used several times to make money. I have made several hundreds of dollars using this technique and so will you! Here's how it works. What you want to do is go to <http://www.craigslist.org>. When you get there go to the list for your state and city, then take a look at the for sale section.

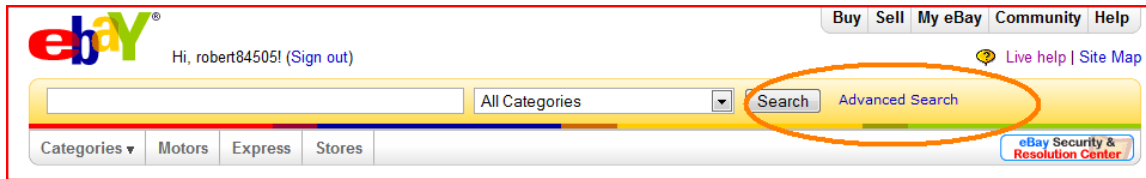


Once you are there, look for ads that look like good deals. You'll often find that people will sell their personal belongings for well under what they're worth. This is where you clean up!

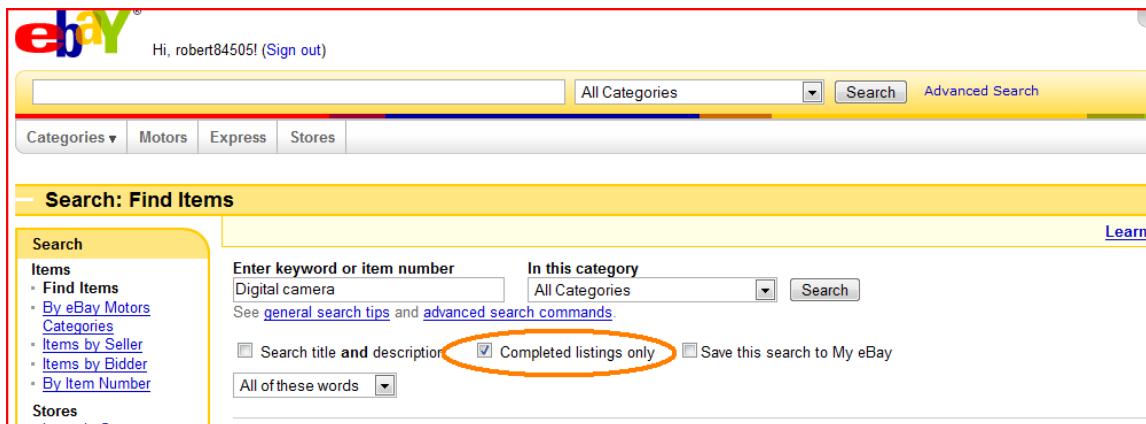
The next thing you need to do is compare the price of the item you are interested in, on eBay's completed listings to see if there is a profit margin. To do this you need to click advanced search from ebay's main page. Then type in the name of the product and make sure that you check the box that says "Completed Listings only." After that, click search and a page will come up that shows all the products that are similar and the prices they sold

for in the past. This should give you a good idea of what the product is worth.

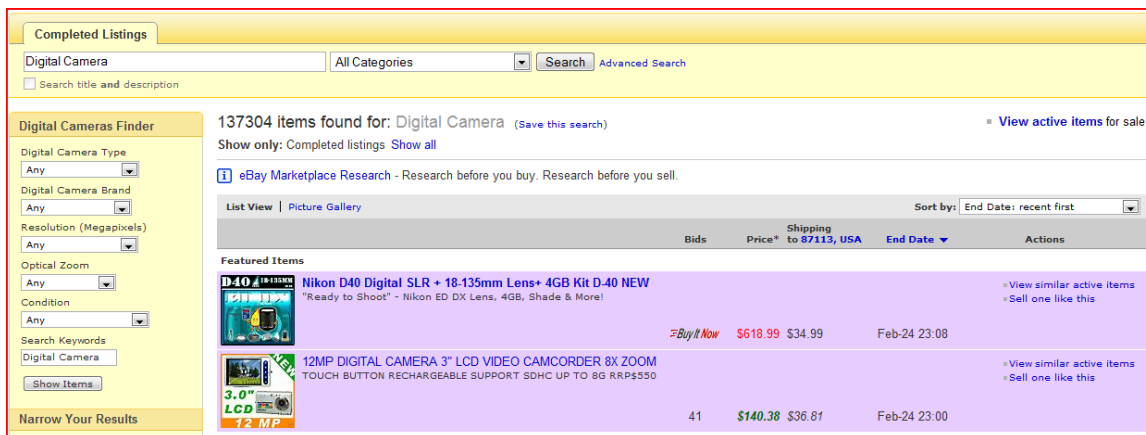
#1



#2



#3



Once you find a deal with a good profit margin, buy the product and flip it on ebay ! This also works well with Newspaper classifieds. There has been several of times that I have done this and have made \$50-\$100 profit on the product the very next day after purchasing it! This is by far one of the best ways to get your hands on products to sell. Sometimes you will find several deals in a day or in a week, and other times you will only find maybe one or

two. It can be a bit difficult to find deals at times, but hang in there and you will definitely find them. The deals you can find on craigslist during Holidays (Christmas etc.) can be very good because people are more willing to adjust their price to sell there items fast!

How To Make Profit Buying Storage Lockers

Buying Storage lockers is an exciting and profitable way to obtain product for your ebay business. This is something that I have been doing for about a year or so and have been quite successful at it. It has always been profitable for me and is always a lot of fun because you never know what your going to find! Here's how it works.



Finding Storage Auctions - Usually you can find the latest auctions listed in your local newspaper. If you don't find them there, look for them online, or simply call some local self storage companies. You're bound to find one sooner or later. There is a specific part named "Auctions" in every big newspaper. It is common to easily find one or two per week.

Attending Your First Auction - Before you attend any auction, be sure to call them on the morning of, to confirm that it is still available. The reason for this is that some personal storage unit companies allow people to pay off their debt and reclaim their belongings right up to the last hour. Generally speaking, when you get to the auction the auctioneer will open the first storage locker and let everyone preview the locker. They usually only let you preview it from outside the locker, so **be sure to bring a good flashlight**. This can give you a real good upper hand if you see things others don't! After a 3-5 minute preview, the auction begins.

Bidding and Payment - What you saw during the preview will determine how high you should bid. This can be a little tricky, but go by your gut instinct and you will almost always come out on top.

Most storage lockers can be purchased for between \$150- \$400. Once you win a locker, you will usually need to pay the company in cash right after the auction is over, so be sure to bring cash. Also most companies require a deposit along with your payment. This is to ensure that you leave the locker clean when you leave. The deposit is normally around \$20-\$30 and is refunded once the locker is cleared out.

After the purchase is when it gets exciting. You never know what you're going to find in there!! A digital camera? A computer? Antiques? Be sure that you get a good look during the preview and always bring your flashlight. As long as you do this and listen to your instinct, you will almost always make out good.

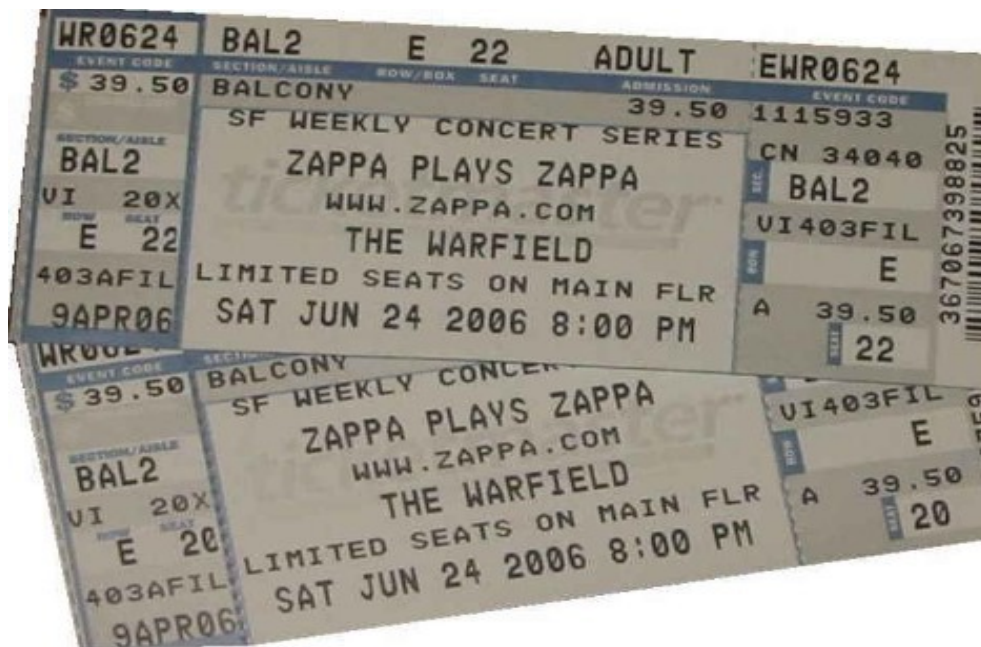
Storing Your Stuff - Most storage companies will allow you 48 hours to get your purchased goods out of your locker. If you do not have a place to keep your stuff, ask the company if you can purchase the locker space for a month or two. A lot of times they will allow you to rent it.

Selling the Goods - I know by now your probably thinking, "What do I do with all the big stuff like dressers or TV stands?" Take them to the local flea market! When you buy a locker, pick out all the stuff that is easily shipped and worth selling on ebay like printers, DVD players, DVD's, video games, instruments etc. Bring the rest to the flea market! You can unload it in one day most of the time. *Cha ching!!*

Note: A lot of auctions will sort out the items in the lockers and will sell them one buy one. This is very convenient for the person who does not have a lot of room for storage or who does not have a truck to haul large items with.

How to Make Profit Selling Event Tickets

This technique is very profitable and is quite amazing because it is so simple! I have done this a few times and plan on doing it much more in the future. Here's the scoop.



Most events have a presale for their tickets . The passwords for these events are usually offered to fan club members of certain artists and to radio station club members. The idea for this method is to obtain these passwords and buy tickets for well known sports events or concerts before the sale to the general public starts. This will almost always ensure that you get tickets with good seats, which results in a good profit. When you are doing this though, be sure to do your homework. Use "completed listings" to see what those tickets sold for in the past, read through presale forums, and talk to other ticket brokers through these forums. Try to get a feel for the popularity of the event, because if your event sells out and you bought some good tickets you can sometimes make as much as \$200 - \$400 profit on your tickets!!

Finding Presale Passwords - First off, two good websites for this are <http://www.presalepassword.net> and <http://www.fatwallet.com/forums/discussion/804539/?start=0> . These websites are real good places to exchange password information and talk to others about events. Another good way to get passwords is to sign up with music and sports fan clubs. These clubs will usually email you the passwords since you are a member. Also, be sure to sign up with several different radio station fan clubs. Don't be afraid to Google "presale passwords" either, you can find a lot of good info this way!

Using Passwords to Get Tickets and Sell Your Tickets - Ok, so now you have passwords, but where do you use them? Believe it or not 90% of the passwords you will get, especially the ones from fatwallet, are used on <http://Ticketmaster.com>. Go there on the time and date of the presale and enter the password. Be sure to set up an account first. Then all you have to do is buy the tickets!! If you don't like the seats that Ticketmaster issued you, you can try typing in the password over and over until you get better seats. Usually after a couple times you will *score*. Once you purchase the tickets, put up your ebay ad and by the time you receive the tickets, they are usually sold. Once they sale, ship them to your customer .That's it! They have awesome seats for the event and you made a nice profit without even having to touch the product. . Not bad for making a \$50-\$400 dollar profit on ONE set of tickets.

Note: Be sure to keep a high feedback score. There has been some words about fraudulent tickets being sold. Keep your feedback at around 100% and you are golden!

How to make profit with Freelunchroom.com

This technique is accomplished by paying others to sign up for offers and go "green" for you. Here's the way it works. There are lots of sites on the internet that offer you money or free gifts for signing up for one or two offers and referring some friends. Most of these offers are free to sign up for and try. Usually they are 14 or 30 day free trials. Once the trials run out, you are charged so much a month for the service or "offer" that you signed up for if you do not cancel.

The thing to do is go to one of these sites and sign up for an offer. Once the site acknowledges that you have signed up, they will count you as 1 referral. This is called "going green". You are now a partner with this site. You will only have to sign up one time. Now what you will need to do is get some other referrals to sign up through your "link". The site that is giving away the free stuff will provide this to you. You will get this link once you have gone "green". You will only have to go green one time. The way you find referrals is through <http://Freelunchroom.com>. Let's say that a site is offering to give you a free ipod under the condition that you refer four others to the offers that they are advertising. Here's how to go about it:

1. First thing you will need to do is sign up for an offer at one of the free product sites.
2. Then you need to get the link that is provided to you from that site and have 4 people sign up for offers through your link so that you get credit for it.
3. In order to get referrals, you will need to use Freelunchroom.com. The main purpose of this site is to find people to hire to complete offers and go "green" for you by using your link. For example, once you sign up for Freelunchroom.com, (which is free) you will place an ad like this one, "Will pay \$20 per referral". What you are trying to accomplish here is hiring some one to go green for you (sign up for an offer for you).

4. Once someone responds to your ad, you will send them your "link" to refer them to the site that you are partnered with (the site that gives free products away). After the site recognizes that you have referred someone, it will count them as 1 more referral for you. After they have gone "green"(After the site has recognized them as a referral) you will pay the person the \$20 that you promised them in the ad that you put on freelunchroom.com. Now you will have two referrals (you and the person you hired as a referral). At this point, you only have three more people that you need to refer and you get a "free" or cheap ipod!

5. Repeat step 4 three more times

So let's say that you only need to refer four others besides yourself. If you are paying each referral \$20 each then that equals \$80 out of your pocket, but after this you get an ipod shipped to you that is worth \$150 ! Once it arrives you can sell it on ebay and make \$70 profit!

Although all of this may sound a little confusing right now, don't let it scare you. Once you get the hang of this, you will not be disappointed!

Key Points

1)once you sign up for the offer to join the "free stuff" site, don't forget to cancel it before the trial ends! If you do, you will get charged a monthly rate for the service.

2) As long as you cancel **no earlier** than 2 days before the trial ends , you will continue to stay "green", which means you will continue to be counted as 1 referral.

3) Be sure to let your "Employees" or "referrals" know this as well. Let them know that they can keep the twenty dollars that you paid them and continue to use the offer service if they want to or they can keep the \$20 and cancel **no earlier than two days before the trial runs out**. This is important, because you are hiring them to go green for you and stay green for you!

4) All payments that you make to your referrals are generally paid through paypal via email address.

You can also get cash gifts instead of free stuff! Also, you can make money signing up for offers for other people looking to refer people to their "free stuff" site!

If you need more help with this technique go to <http://Freelunchroom.com> and read there forums, there is a lot of good helpful information there and many people are willing to help you get the grasp of it.

How To Make Profit With Consignment

The last technique that I would like to share with you takes almost nothing to get started and is fairly simple to start generating an income with.

Consignment is basically selling other peoples products or belongings. Once you (the consignee) sell their product, you will charge them (the consignor) a percentage or a commission (usually 10% - 40% of final sale price) and they will receive the rest. All you have to do is pay for the listing fees and ship the product after it is sold. The fees are covered buy the commission and the shipping is, of course, covered buy your ebay customer.

Finding Consignors - This can be a bit difficult sometimes, but with some effort and a little bit of money, you can make it happen!! One main way of finding consignors is to run a classified ad in your local paper stating something along the lines of "**Need help marketing your product?**" or "**Don't like computers, but want to sell your product online? I will sell it for you for just a small fee!! Call...**" This is a great way to find small business owners wanting to sell more product. Another way to get consignors to do business with you is to print out some consignment contracts and go directly to those that you would like to do business with (preferably "Mom and Pops" stores). You'll be surprised how far a little effort and ambition can get you.

Be Sure To Put It On Paper - It is always good to have a contract when planning to conduct business with a new consignor. This is always a good idea because it covers you. So, for example, if your consignor tries to tell you that he only owes you 10% and he really owes you 30%, you will have it in writing to refresh his memory. Included at the end of my book is an actual Consignment Contract. I threw this in to help you with this technique. Now all you have to do is edit it to your standards (percentage rates), print it out, and you're ready to go find some consignors !

The Upper Hand - The key to success with this technique is to target SMALL business owners and individuals who want to sell online and up their sales, but don't have a computer, don't have the time, or just don't have the computer skills or drive to sell online. Believe it or not, there are still a lot of people out there that are this way. This is where you come into play. Once you start making these kind of people more and more sales, they will get hooked, and then the products just keeps coming.

How To Make Profit Using Ebay To Buy Product



(Bonus Profit Maker)

This technique is an exact opposite of the craigslist approach. Instead of selling on ebay you will sell on craigslist. This method is a simple and consistent profit maker.

What you need to do here is compare prices on craigslist, or even retail stores with prices on ebay, again using the completed listings page. A lot of the time you will find that the prices on ebay are MUCH cheaper. Here is your chance to score!

Buy some products on ebay, once you receive them, mark them up and sell them on Craigslist. Be sure to price them for a bit under what the local retail stores would normally sell them for . **Most people do not shop by the price things are selling for on ebay**, they shop by the price **"They saw at the store,"** which is usually much higher than ebay's prices. This gives you and I the opportunity to make some cash and at the same time deliver a good product at a good price to our craigslist customers.

So all in all, it is a win - win situation. Plus it is FREE to list your products on craigslist. So compare prices, and buy from ebay. Once the product is received, mark it up, list it on craigslist, and collect your profit ! This can all be done with one hour of effort. Good Luck !

For more FREE extra income ideas visit :

GoodExtraIncomeIdeas.com

Thank you for reading my e-book.

May the **money** making begin!!

Note: On the last page of this e-book is the consignment contract. You may copy, paste, and edit it for your personal needs; however the rest of this e-book is copyrighted. **This e-book comes with full resale rights. You can sell it or give it away as you please, but it cannot be edited or added to in any way.**

© Copyright 2008 All rights reserved

CONTRACT FOR CONSIGNMENT

This agreement is made between _____ (the "Consignor") and
_____ (the "Consignee").

1. The Consignor and Consignee acknowledge and agree that the Consignor will be providing goods to the Consignee for sale on a consignment basis, for the prices indicated, under the terms and conditions of this agreement.

2. The consignee agrees to use his best efforts to sell the goods for the benefit of the Consignor and to account to the Consignor for such sales within __7 days_____, delivering the sale proceeds to the Consignor, less commission, at the time of the accounting.

3. The Consignee agrees to accept his commission, in full payment for his performance under this agreement, in amounts equal to (23 % when sold for \$200-\$500)(20% when sold for \$501 - \$1000),and(15% when sold for \$1001 – UP).

4. The consignor will have full possession of the merchandise until its sells. The merchandise will not be released for any reason until payment is made in full from the consignee to the consignor.
NOTE : (This is a good sale point. It makes your customer trust you much more!!)

5. At the request of the Consignee, the Consignor agrees to execute financial statements perfecting the consignor's claim of ownership of the goods.

6. If any part of this agreement is adjudged invalid, illegal or unenforceable, the remaining parts shall not be affected and shall remain in full force and effect.

7. This agreement shall be binding upon both parties. No person shall have a right or cause of action arising out of or resulting from this agreement except those who have signed this agreement.

8. This agreement, including any attached exhibits and addenda, constitutes the entire agreement of the parties. No representations or promises have been made except those that are set out in this agreement. This agreement may not be modified except in writing signed by both parties.

In witness thereof, the parties have signed this agreement under seal on _____.

Consignor: _____

Consignee: _____